
Public Jail Dashboard

**Data & Analytics that Increases
Transparency and Interagency Cooperation**

**New Wayne County Jail Dashboard,
Providing Accessible, Updated Inmate Data**



**Robert B. Dunlap, Chief
Wayne County Sheriff's Office**



**Gregory Parrish, Analytics Manager
WIT Inc.**

April 27, 2023



Robert B. Dunlap
Chief
Wayne County Sheriff's Office

Michigan Counties

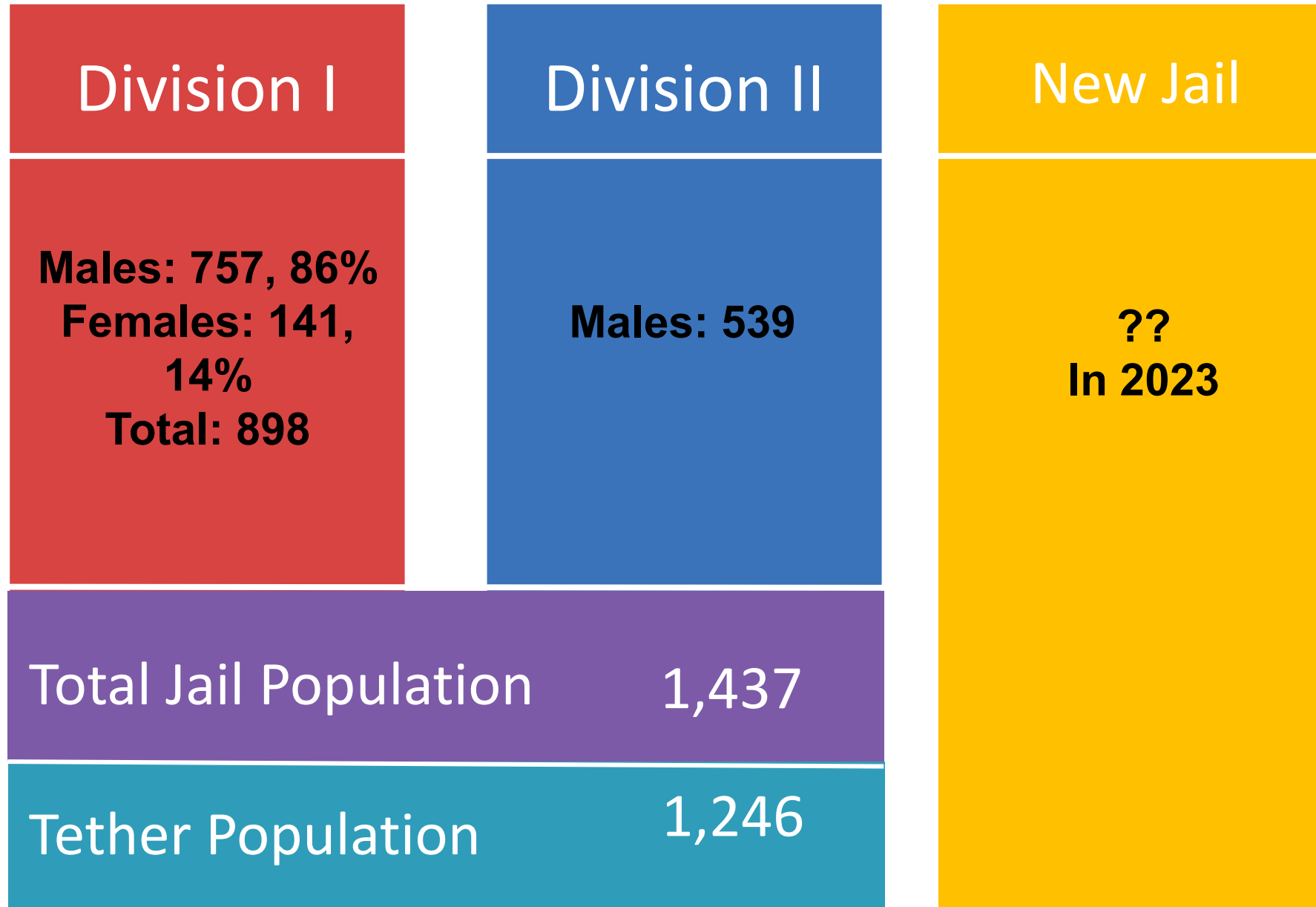
Census 2021 Population		
Rank	County	Population
1	Wayne County	1,789,781
2	Oakland County	1,271,983
3	Macomb County	879,123
4	Kent County	654,958
5	Genesee County	406,400
6	Washtenaw County	372,428
7	Ottawa County	293,713
8	Ingham County	285,660
9	Kalamazoo County	261,280
10	Livingston County	193,234
11	Saginaw County	190,540
12	Muskegon County	175,633
13	Jackson County	160,765
14	St. Clair County	160,067
15	Berrien County	154,263
16	Monroe County	154,068
17	Calhoun County	134,207
18	Allegan County	119,418
19	Eaton County	108,972
20	Bay County	104,050
...		
83	Keweenaw County	2,052

County Jails - Size Comparisons			
County Name	2018 Population Estimate	Jail Capacity	Beds per 1,000 Pop
Wayne	1,761,382	2,981	1.7
Oakland	1,250,843	1,664	1.3
Macomb	868,704	1,438	1.7
Kent	643,140	1,478	2.3
Genesee	409,361	580	1.4
Washtenaw	365,961	425	1.2
Ingham	289,564	444	1.5
Ottawa	284,034	502	1.8
Kalamazoo	261,573	482	1.8
Saginaw	192,778	513	2.7
Muskegon	173,043	542	3.1
St. Clair	159,566	491	3.1
Jackson	158,913	432	2.7
Berrien	154,807	341	2.2
Calhoun	134,473	630	4.7
Allegan	115,250	225	2
Eaton	109,155	374	3.4
Bay	104,786	249	2.4
Lenawee	98,474	287	2.9
...			
Keweenaw	2,130	6	2.8


Wayne County Jail System



Wayne County Jail Population 2023



Jail Population Report – Daily PDF

Wayne County Sheriff's Office			
Classification Unit Population Report			
From: Cpl. L. Taylor		Sheriff Raphael Washington	
Date: October 3, 2022			
Total Jail Population = 1,445			
Division 1 = 891		Division 2 = 554 Division 3 = 0	
Male Population Division 1 = 766 (851) Division 2 = 554 (606) Division 3 = 0	Female Population Division 1 = 118 (192) Division 3 = 0	Pre Classification Housing Male= 170 (Capias-2, 6 NE, 6 NWL, 6 SEL, 9 NWS, 10 SOUTH, 11NWS & 11S) Female = 22 (5 SES & 10 NE)	
Available Beds = 25			
Division 1 = 25 (F) 00 (M)		Division 2 = 00	
Special Housing			
Mental Health Female = 15 (28) Male = 66 (120)	Youthful Offenders Female = 00 (12) Male = 00 (12)	Maximum Security Female = 02 (0) Male = 03 (18)	
Alternative Lifestyle Division 2 = 22	Disciplinary Housing Female = 00 (0) Male = 13 (16)	Protective Custody Female = 0 (0) Male = 21 (22)	
Infirmary Female = 00 Male = 07 (Total Capacity 22)	Capias Female = 00 Male = 02 (Total Capacity 2)	COVID Positive Male = 06 (11 NWL) Female = 08 (5 NWS)	
Booked and Released			
Booked 09/30/22 – 10/02/2022 (0000-2359) Total = 56	Released 09/30/22 – 10/02/2022 (0000-2359) Total = 28	Due for Release Jail Total = 01 EMU & RRS = 00	
Population Details		EMU Population = 1,387	
Hospital Division 1 = 07 Division 2 = 00	Pre-Trial Male = 1,036 Female = 93	Omni-Link GPS = 222 Track-Group GPS = 1,037 Sober-Link ALC = 34 Scram ALC = 133 Double Dippers = (-39) Active Pieces of Equipment = 1,426 Active Participants Enrolled = 1,387	
Weekender 0	JB+/DVT Male = 08 Female = 00		
Work Release 0	Kitchen Workers Target (Required) DAY 02 (0) AFT 0 (0)		

All numbers in () represent effective capacity.



Internal Jail Population Dashboard – 2019



2013-2019 Analysis of Booking Events



Distinct Persons
100,177

Jail MH Consumer
12,038

DWIHN Client
31,084

DWIHN Population Pct
31.0%

Jail MHC Pct
12.0%

Misdemeanor Bookings
96,798

Felony Bookings
92,080

Total Bookings
188,878

Bookings by Age Group



Top Violations by Statute

Toggle Selections on X or Y axis



Select date range

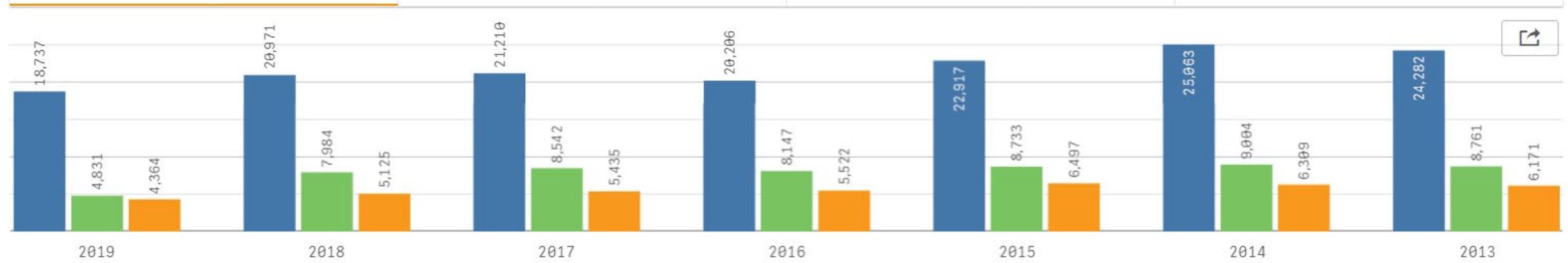
- Booking Year
- DWIHN Client
- Jail MH Consu...
- Booking Type
- Department
- Statute
- Gender

Booking Trends

Demographics

Booking History

Charge Details



KPI

Roster

Public Jail Dashboard - Project Partners



The Hudson-Webber Foundation's origins date back to 1939 with major contributions from Mr. and Mrs. Richard H. Webber, other members of the Webber family, and The J.L. Hudson Company. The foundation is governed by a 15-member board of trustees, with assets of approximately \$200 million, and has contributed over \$200 million to improve the quality of life in Detroit. The mission areas of the foundation include support of community and economic development, built environment, safe and just communities, and arts and culture.



The Wayne County Sheriff's Office exists to protect the constitutional rights of each member of the community we serve by affirmatively promoting a climate of safety and security among all persons within our jurisdiction. The success of our mission will be realized by constantly working to achieve excellence in providing efficient and effective services to our community in a professional manner and by encouraging the active participation of our community in those efforts.



The Detroit Wayne Integrated Health Network serves as a public safety net and is the largest community mental health agency in Michigan serving 75,000 people in Wayne County. The DWIHN Provider Network supports and serves individuals with serious mental illness, children with serious emotional disturbance, people with autism, individuals with intellectual and developmental disabilities and those with substance use disorder.

Funder – Hudson Webber Foundation



CONTACT US

[WHO WE ARE](#) [WHAT WE DO](#) [HOW TO APPLY](#) [WHAT'S NEW](#)



The Foundation is particularly focused on deterring crime and reducing recidivism through diversion and re-entry interventions and by strengthening relationships between law enforcement and residents that enable the co-production of public safety.

Misdemeanors Filter - Charges

YR_Booked
3 of 21

Selections

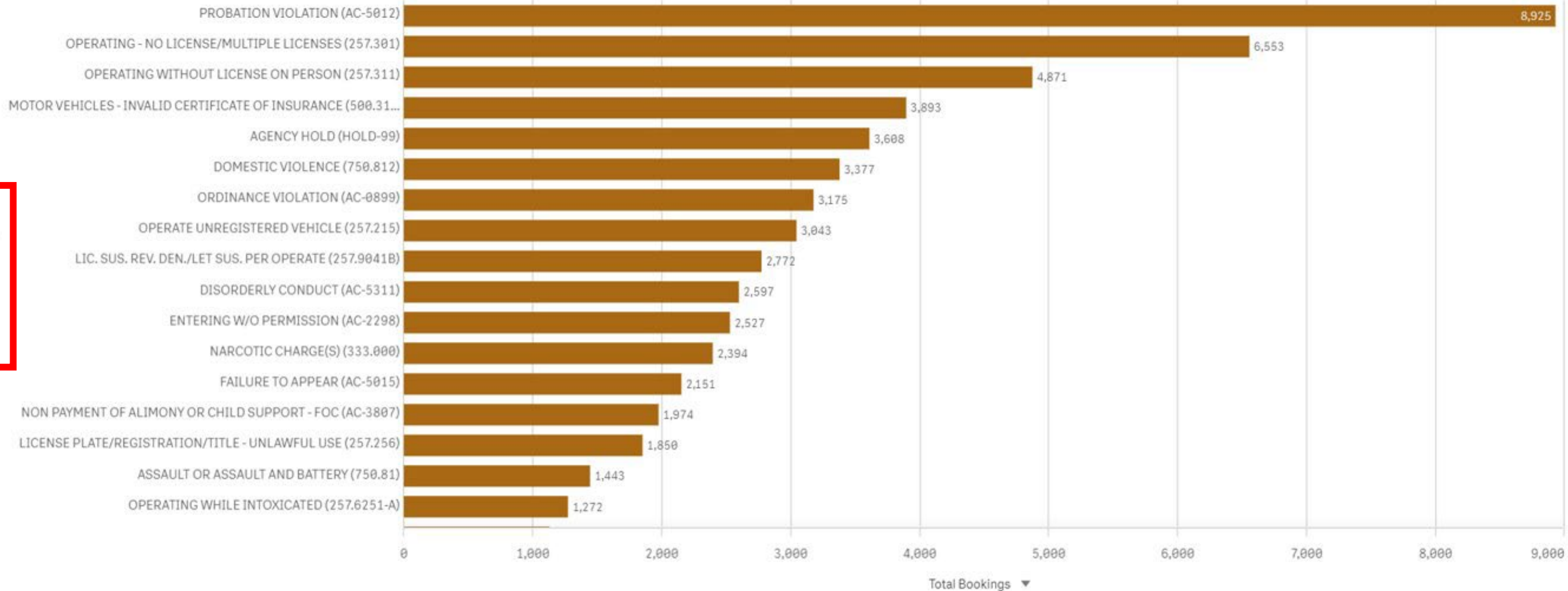


2017-2019 Analysis of Booking Events

Top Violations by Statute

Toggle Selections on X or Y axis

Misdemeanor Charges ▼



Dashboard Project Goal & Best Practice

- Public Dashboard:** Make Jail Data more transparent by having a public dashboard for Wayne County jail. Example: <https://www.larimer.org/sheriff/jail/jail-population#/totals> (come up with Metrics based on available data for the public Dashboard, refresh schedule etc.). Some of the metrics included would be
 - Overall Jail Populations and trend
 - Demographic information of the Jail population
 - Basic categorization of inmates in Jail (Pre-Sentenced / Sentenced / Hold)
 - Total Bookings and Trends
 - Length of Stay in Jail etc.



Home » Larimer County Sheriff's Office » Larimer County Jail » Jail Population



Jail Population

View

View items

Search Inmates

Bookings

Released

Incident Blotter

Jail Population

Transient/Homeless Bookings



Current

Monthly

Transient/Homeless

Male/Female

Status

Bookings

Length of Stay

Inmate Services

MAT Program

Data Mapping

Home » Larimer County Sheriff's Office » Larimer County Jail » Jail Population



Jail Population

Jail Population

Transient/Homeless Bookings

Search All Inmates

Booking Reports

Incident Blotter

Current

Monthly

Transient/Homeless

Male/Female

Status

Bookings

Length of Stay

Cost of Care

MAT Program

Wayne County Sheriff Inmate Inquiry

Wayne County Sheriff Inmate Inquiry

Wayne County Sheriff Inmate Search

Name: Global Subject Number: Booking Number:

Booking From Date: Booking To Date: In Custody:

Name	In Custody	Multiple Bookings
ABRAM, MARCO	Yes	
ALLEN, MARLIN	Yes	
AMBROSE, ROBERT	Yes	
CHEERS, KOREY	Yes	
COWARD, JEFFERY Junior	Yes	

[Back to Search](#)

Inmate Detail - FRAZIER, CHRISTOPHER

Demographic Information

Name: FRAZIER, CHRISTOPHER
Subject Number: 306918
Date of Birth: 12/12/1987

Booking History

Booking 2022-00001248

Booking Date: 2/21/2022 8:29 PM
Housing Facility: Andrew C. Baird Detention Facility
Total Bond Amount: \$1,000.00
Booking Origin:

Bond Number	Bond Type	Bond Amount
2022-00001774	Cash or Surety	\$1,000.00

Charge Description	Offense Date	Docket Number	Sentence Date	Disposition	Sentence Length	Crime Class	Court Date	Arresting Agency
MALICIOUS DESTRUCTION OF PERSONAL PROPERTY - LESS THAN \$200	2/21/2022 8:30 PM	2106079201				Misdemeanor	2/25/2022	
AGGRAVATED ASSAULT	2/21/2022 8:30 PM	2106079201				Misdemeanor	2/25/2022	
CRIMINAL SEXUAL CONDUCT 2ND DEGREE (PERSONAL INJURY)	2/21/2022 8:30 PM	2106079201				Felony	2/25/2022	

Requirements

- Inmates
 - Population
 - Gender
 - Age
 - Race/Ethnicity
 - Mental Health Services
 - Length of Stay
- Bookings
 - Inmates
 - Felony & Misdemeanor
 - Booking Type
 - Charges
 - Agency
- Housing
 - Mental Health / Substance Abuse
 - General Population
 - Available Beds
- Releases
 - Inmates
 - Felony & Misdemeanor
- Temporal
 - Daily / Weekly / Monthly / Yearly

- IT Infrastructure – Jail Management System (JMS) existing infrastructure for public “Inmate Search”
 - Reporting SQL Server with capacity
- Networking & Firewall
- Tools
 - Data Pipeline ETL
 - Existing code in TIBCO WebFOCUS
 - SQL Server – Reporting Server acting as Data Mart
 - Linked Servers - Production to Reporting
 - SQL Stored Procedures, Scheduling
 - Visualization Tool - Infogram.com
- Existing Website – SheriffConnect.com in WordPress
 - Infogram.com provides WordPress Plugin
 - Landing page, Location in the Menus

SEARCH (313) 224-2222 4747 WOODWARD AVE, DETROIT, MI 48201

Wayne County Sheriff Connect
R A P H A E L " R A Y " W A S H I N G T O N

JAILS POLICE OPS COURT SERVICES NEWS EVENTS PROGRAMS CONTACT US



Wayne County Jail Dashboard

The Wayne County Jail Dashboard is powered by generous grant support from the **Hudson-Webber Foundation** and the **Detroit Wayne Integrated Health Network**.

The Jail Dashboard is an interactive tool that provides information from the Wayne County Jail's management system. It is updated every day and provides summary information about the current inmate population including the demographic makeup of current jail inmates, the types of supervised facilities, how long inmates have stayed, their types of Bookings and Arrest Types, Housing availability, and counts of inmates released from County supervision. Wayne County Sheriff's Office receives a lot of questions about the jail population. This tool was created in an effort to be transparent with the public about the characteristics of our supervised population and to answer some of the common questions we receive about our inmates.

Inmates Bookings Housing Releases Inmate Search

Population Gender Age Race/Ethnicity Mental Health Services Length of Stay



Daily Inmate Population for the Last 30 Days - Jail & Tether

The daily jail population is the numerical sum of all detainees in custody per day. The gold color represents Electronic Monitoring Unit (Tether) detainees, and the green color represents detainees physically housed in the Wayne County Jail (Jail).





Thank you for attending!

Hosted by:

