





# How Journalists Use **Data** in Their Reporting

**Presented by: Nisa Khan**

Data Reporter, Michigan Radio

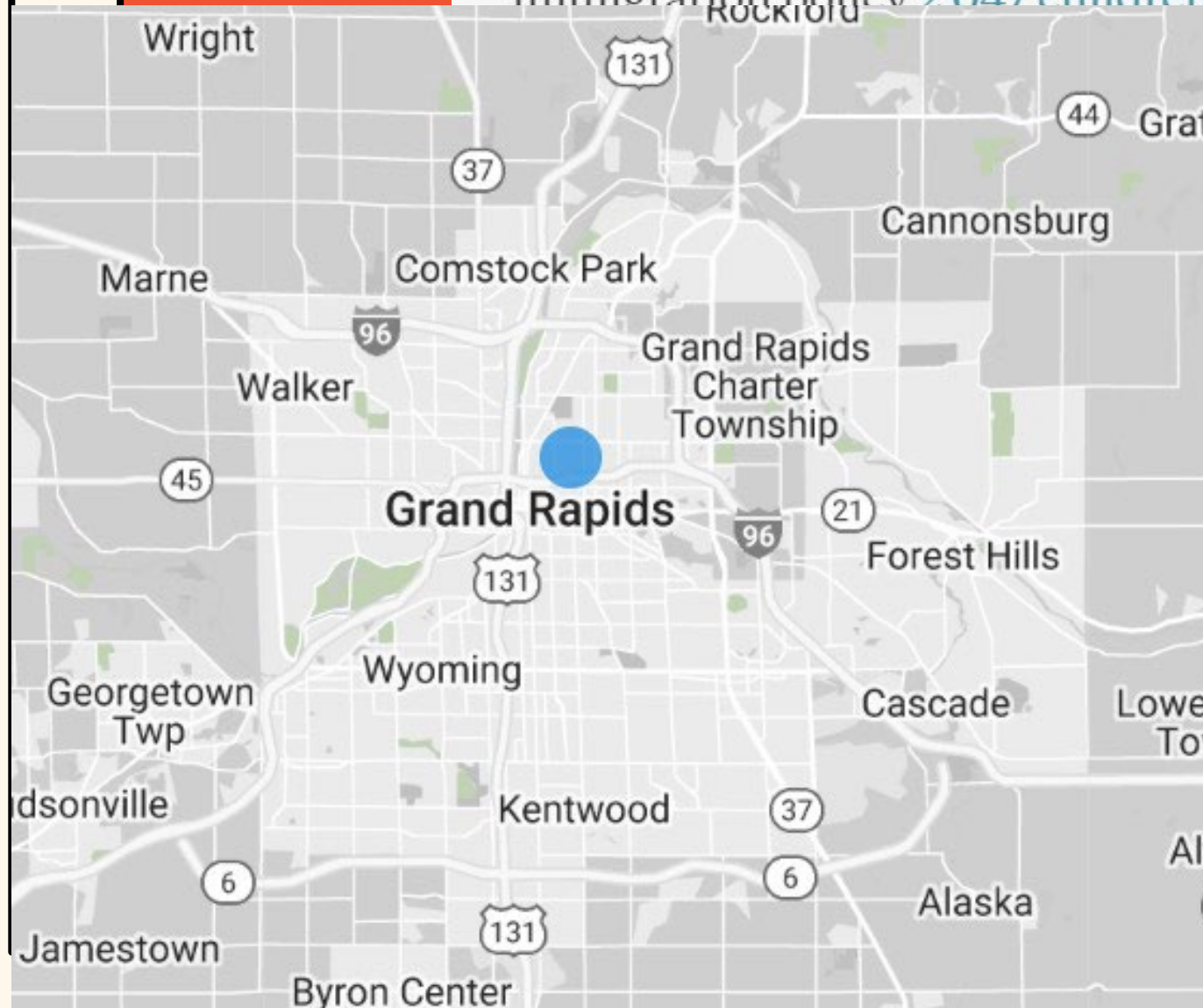
*IN THE DAILY PLANET OFF  
WISHES TYPING A SCOOP...*



# The Immigrant Children's Shelters Near You

By Decca Muldowney, Alex Mierjeski, Claire Perlman, Lilia Chang, Ken Schwencke, Adriana Gallardo and Derek Kravitz, June 27, 2018

Under President Trump's new "zero tolerance" immigration policy, 2,047 children remain separated from their parents. They are now held in federal facilities and nonprofit groups.



## Who are you?

- A data journalist with **Michigan Radio**
- I did my **B.A. in user experience** at the University of Michigan
- And my **M.A. in journalism** at Stanford (Big Local News)
- Research at **ProPublica** (researched map about shelters)
- Data with the **Detroit Free Press**

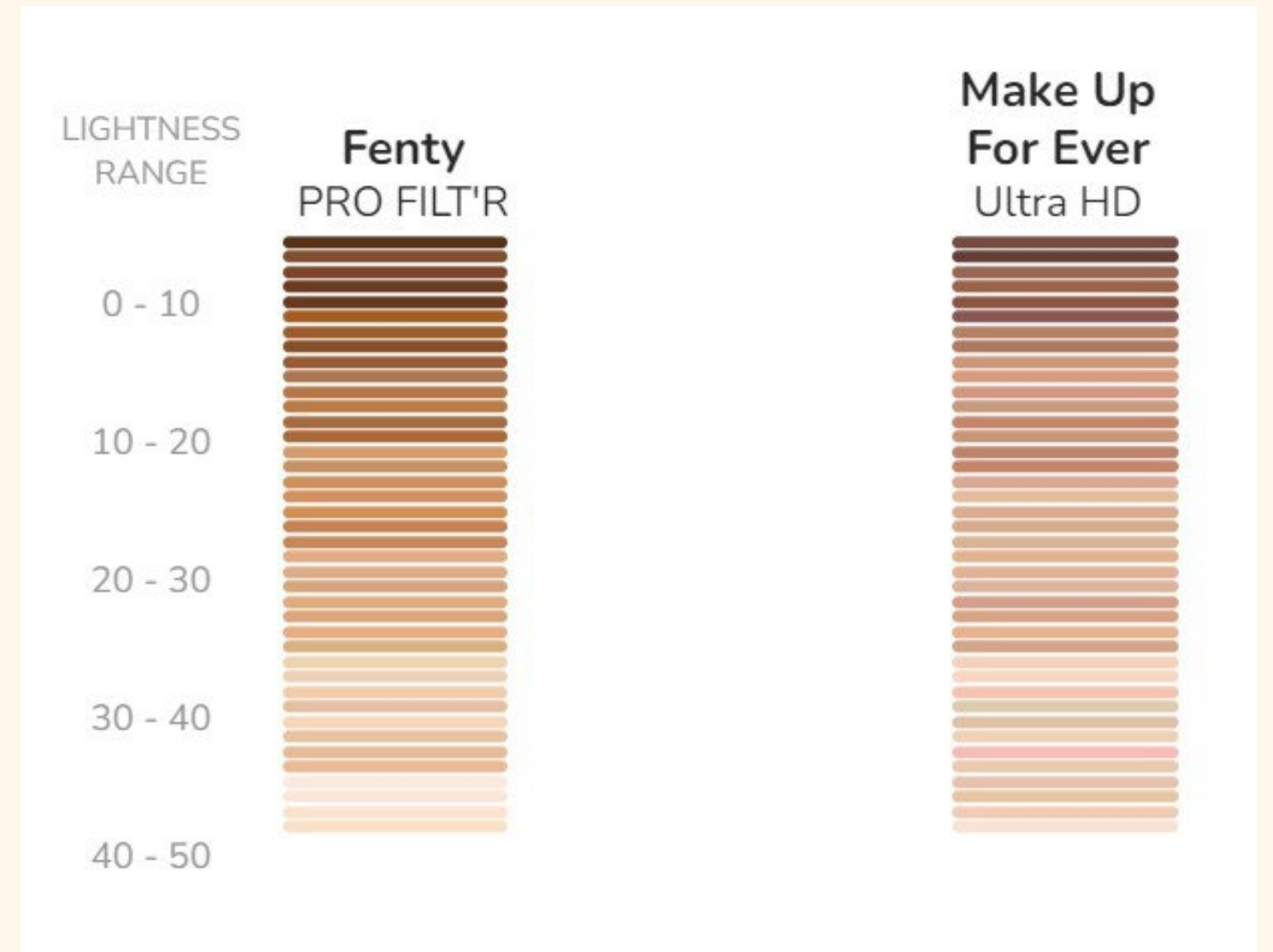
# Stories that inspired me

## *The Pudding, 2018*



## BEAUTY BRAWL

How inclusive are beauty brands around the world?



- *Culture interest*
- *Data to back up everyday experiences*

# Stories that inspired me

*The New York Times, 2022*

## Manhattan's Chinese Street Signs Are Disappearing

Pell Street at Bowery



- *Local/human interest*
- *Creating data to back up anecdotes*



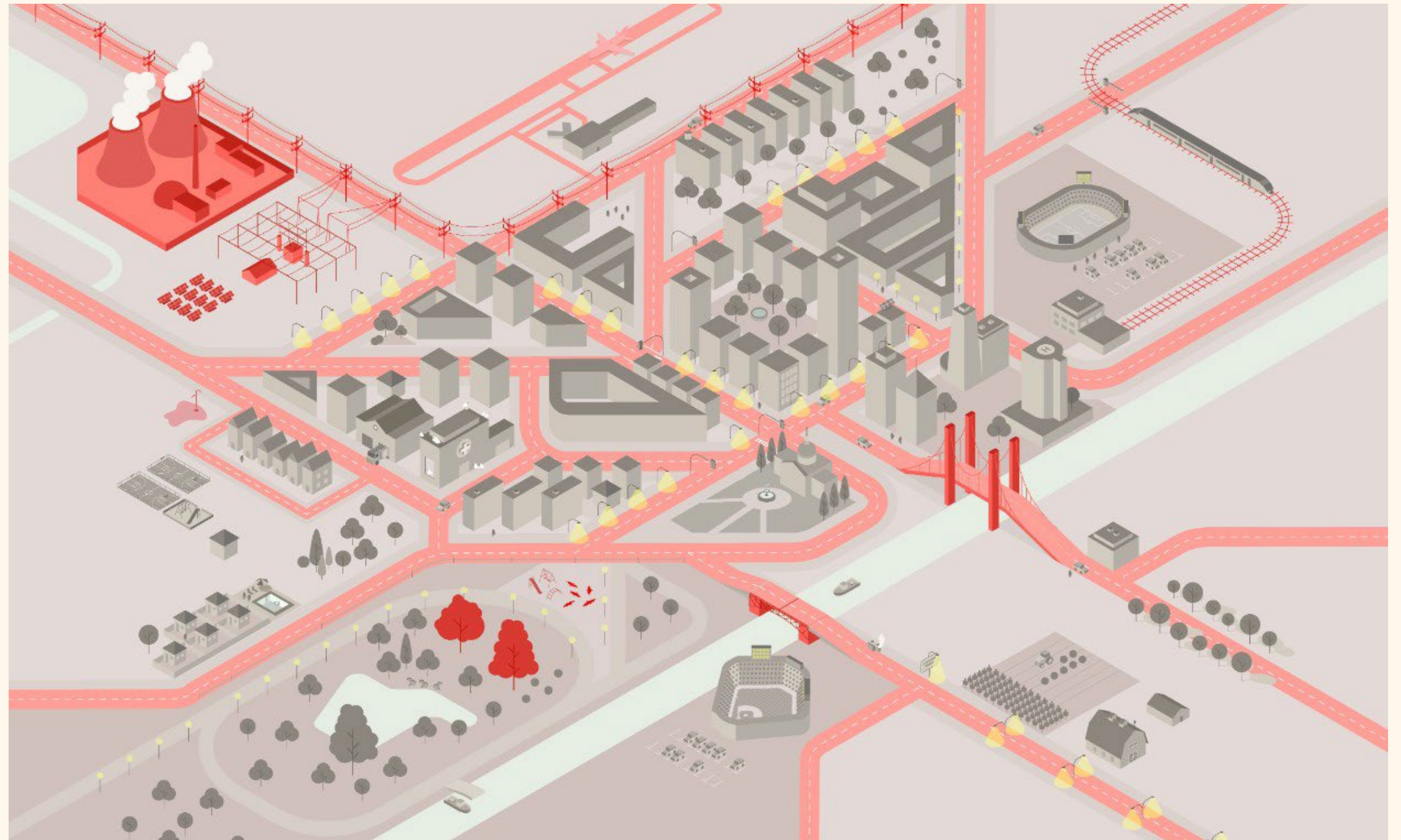
# Stories that inspired me

*The Washington Post, 2022*



We built a fake metropolis to show how extreme heat could wreck cities

- Explanatory journalism using visuals and data




# Pivotal data investigation

*Sun Sentinel, 2012*

For its well documented investigation of off-duty police officers who recklessly speed and endanger the lives of citizens, leading to disciplinary action and other steps to curtail a deadly hazard.

- **Accountability**
- Data backing up anecdotes

**Brain-damaged for life**

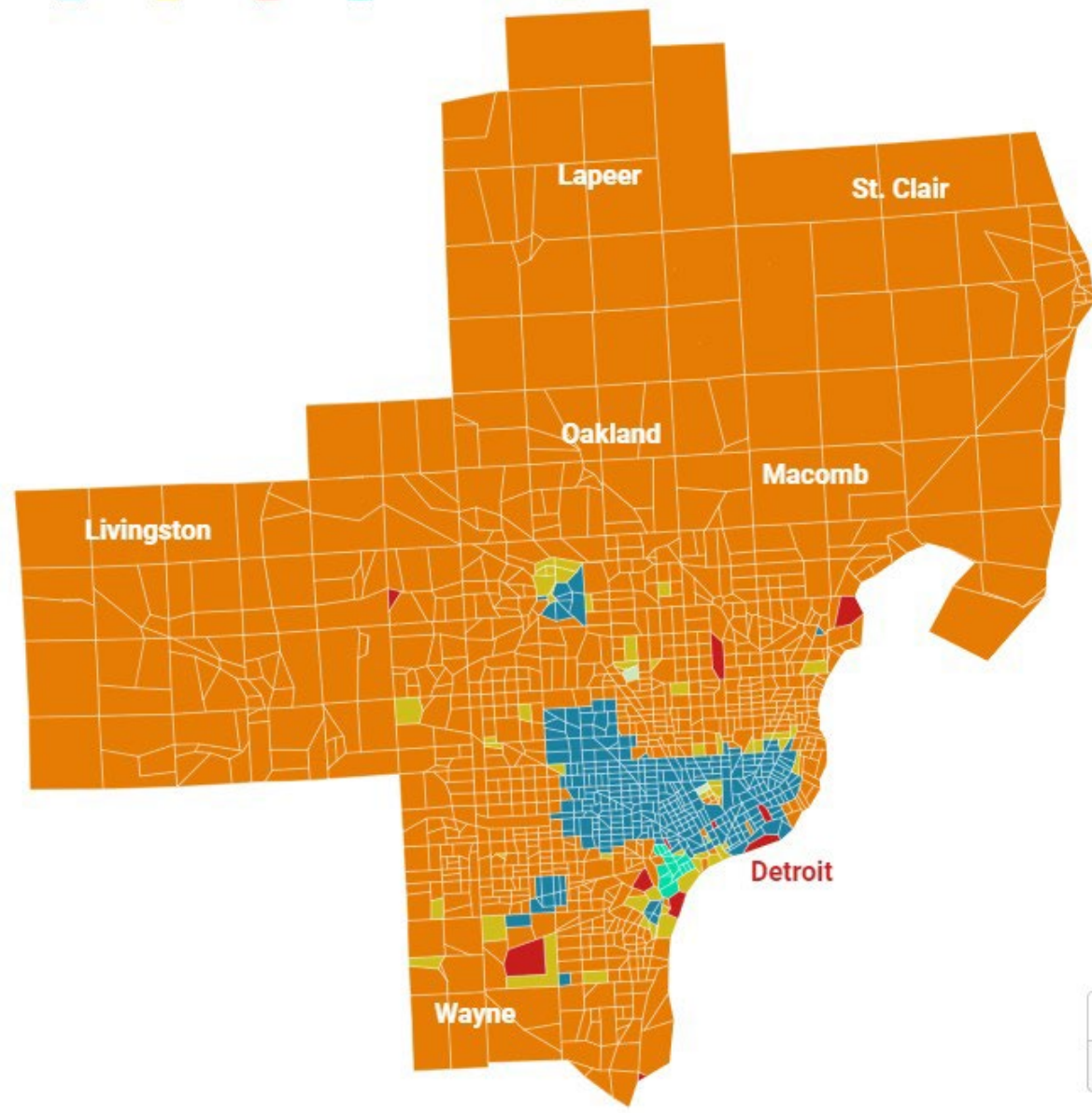


# 2021 investigation

## Census tracts in Metro Detroit by majority of race

Hover or click on a census tract to view more information. The zoom button is on the bottom-right corner.

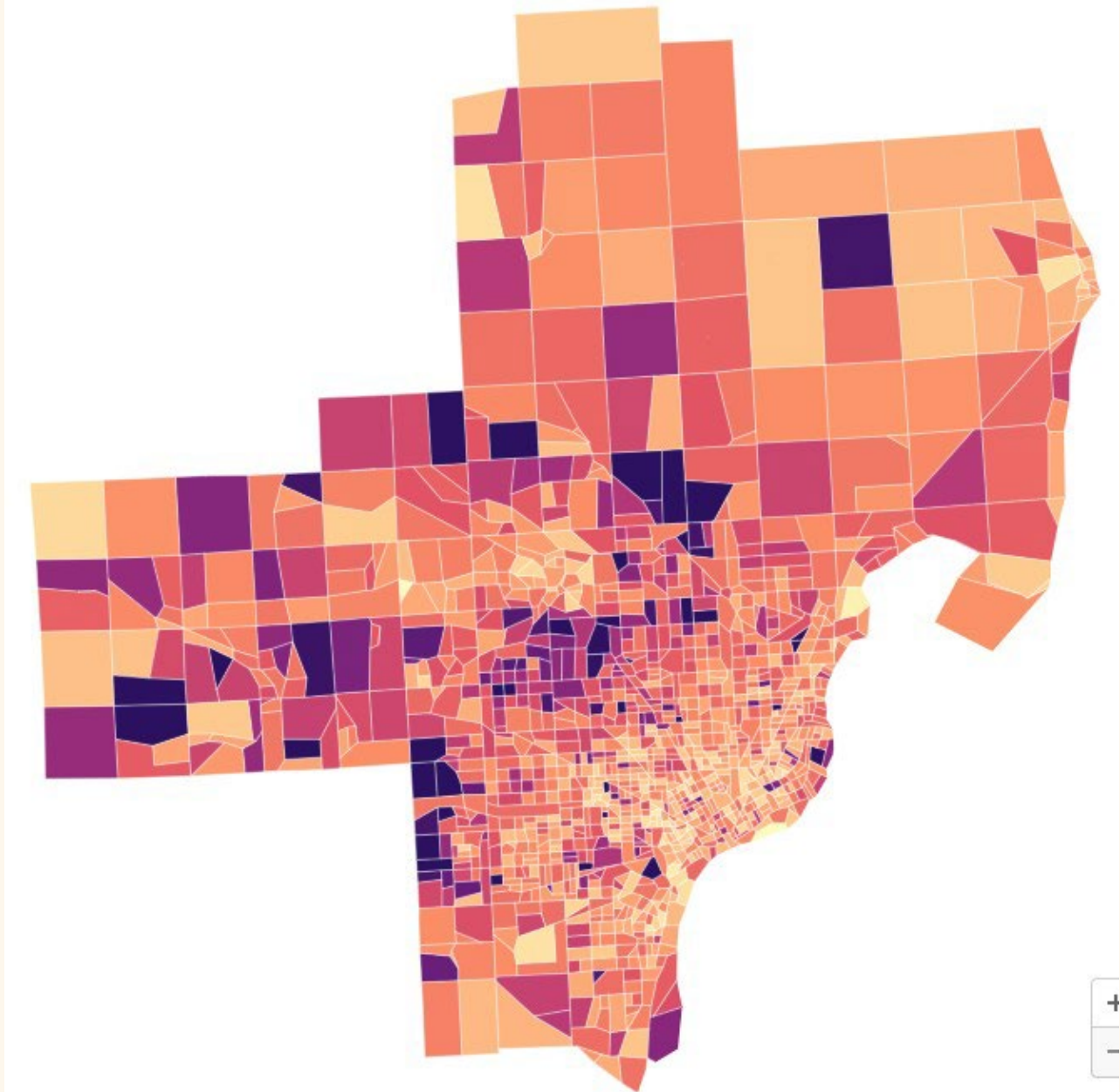
White Black Mixed None Hispanic or Latino Asian



- Using **data from Reveal**, who **sued** to get this information with other orgs.
- Businesses helps generate wealth in communities
- Didn't collect by race — **calculated by majority of race in census tracts.**
- Also made a **search table.**

Hover or click on a census tract to view more information. The zoom button is on the bottom-right corner.

1% 100.0%



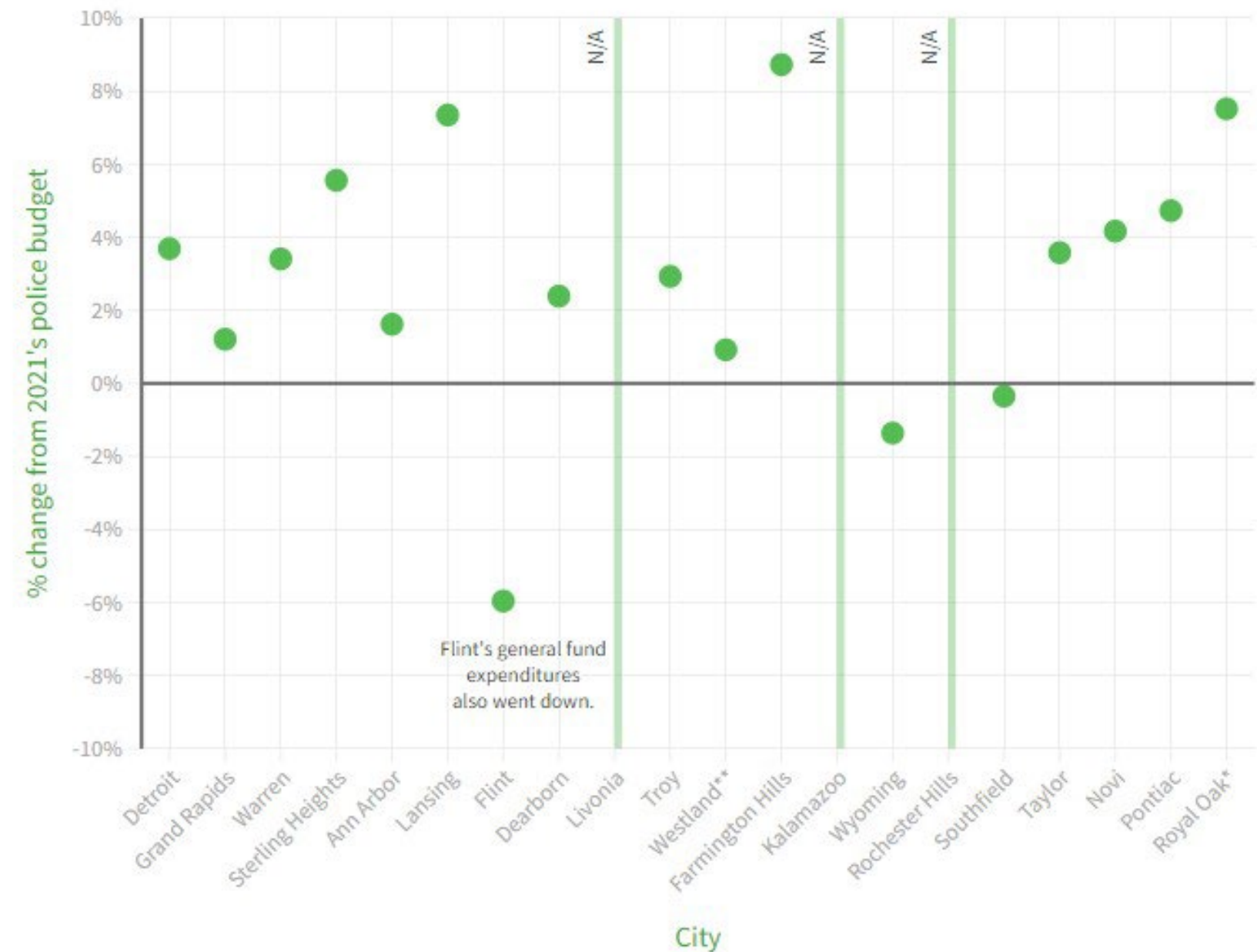
# 2021 investigation

**A year after “defund” protests, most large Michigan cities spending more on police, not less**

- Wanted to **answer a question** we saw popping up, especially after protests.
- Want to use data to confirm/debunk what talking points are.
- Often talk to profs on **methodology**. I am a slow fact-checker.

Comparing general police budgets in FY2021 and FY2022 across Michigan's top cities

Looking at the 20 most populated cities and their general funds. Hover or click over the dot to learn more. A decrease does not necessarily mean effort to defund.






# 2023 mass shooting tracker

🔒 michigan-radio / **bill-tracker** Private

<> Code Issues Pull requests Actions

🔗 main ▾ 1 branch 0 tags

 bradgowland adds datawrapper publish to export task


## Bills in the Michigan Legislature related to guns

The table updates every morning. Click on the Bill ID to read the full text.

🔍 Search in table

Summary	Bill ID	Sponsor	Cosponsors	Last Updated	Last Action
Penalties for storing or leaving a firearm where it may be accessed by a minor	<a href="#">SB0079</a>	Rosemary Bayer	20 D, 0 R	April 19, 2023	Assigned Pa 0017'23
Updating sentencing guidelines for failing to store firearms resulting in death or injury	<a href="#">SB0080</a>	Kristen McDonald Rivet	20 D, 0 R	April 19, 2023	Assigned Pa 0016'23
Firearm safety exempt from sales tax	<a href="#">SB0081</a>	Jeff Irwin	20 D, 0 R	April 19, 2023	Assigned Pa 0015'23
Firearm safety	<a href="#">SB0082</a>	Kevin Hertel	13 D, 0 R	April 19, 2023	Assigned Pa 0014'23

# Sometimes data is not the whole story



## Detroit renters with building problems do have options. Here's how to protect yourselves.

Michigan Radio | By [Nisa Khan](#), [Briana Rice](#)  
Published November 7, 2022 at 7:00 AM EST


[f](#) [t](#) [in](#) [✉](#)

Nisa Khan / Michigan Radio

The article's graphic features a blue background with a white street map. It includes several yellow dollar bills, white icons of buildings of varying heights, and white snowflake icons, suggesting a focus on financial issues and winter housing conditions.

# Amplify team

The Amplify team's goal is to connect people living in Michigan with the resources and information they need to thrive. Our reporting, how-to guides, and community events will help you become your own best advocate on basic needs like housing, public safety, health and more.




Including real life data viz



**How Amplify  
prioritize their  
stories**

**Data is our  
north star in  
finding a story**



# What journalists look for in data drops




Statistics	Adrian city; Adrian, MI Micro Area; Michigan	Alma city; Alma, MI Micro Area; Michigan	Alpena city; Alpena, MI Micro Area; Michigan
<b>SE:B18002. Residents Paying More Than 30% or at least 50% of Income on Rent</b>			
Renter-Occupied Housing Units:	3,705	1,604	1,659
30 to 49 Percent	655 17.7%	465 29.0%	502 30.3%
50 percent or More	1,042 28.1%	340 21.2%	153 9.2%

**\*My experiences, co-workers,  
and other journalists from various  
data-based Slack groups**



# What journalists look for in data drops



**\*My experiences, co-workers,  
and other journalists from various  
data-based Slack groups**

# We love tools that increase access to information the public needs (just like you!)

Minutes by Dustin Dwyer and  
Brad Gowland

[www.searchminutes.com](http://www.searchminutes.com)

## Search Minutes

rent

Showing 100 results

SORT BY

Select

LOCALITY

Select

STATE

Select

**Flint, MI - July 12, 2022**

071122-Flint City Council

...cuz that's what it's for 3% of  
the **rent** goes up less than the

05:11:15 / 08:00:45

**Detroit, MI - October 5, 2022**

Detroit City Council Budget Fin

...**rent** yes for the affordable u

01:06:45 / 02:08:15

**East Lansing, MI - October 2022**

Planning Commission - 26 Oct 2

...Ford City to make the money

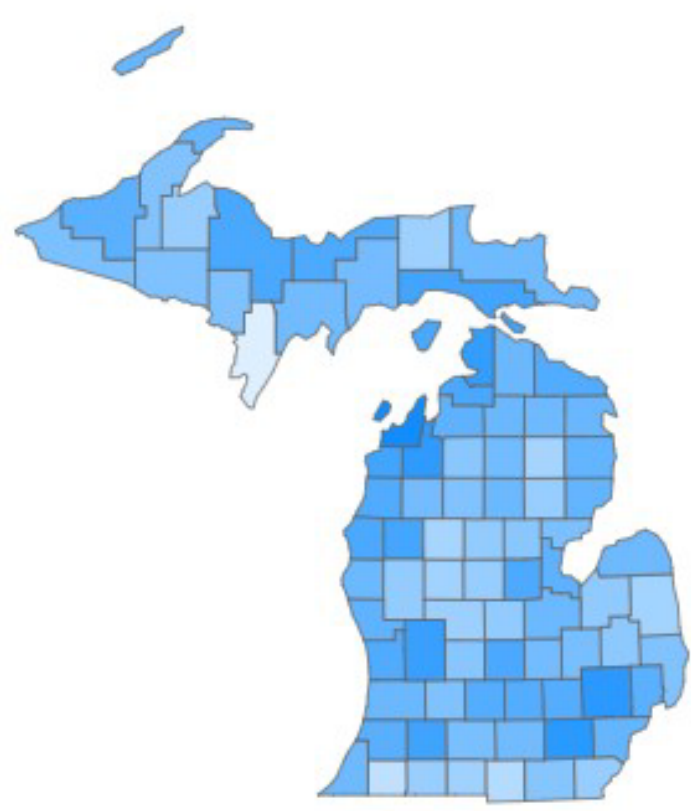
00:55:30 / 01:25:30

Water lead data  
211 (no longer up?)

During COVID, we  
used Kent  
County's a lot  
more than the  
state's at times

\* All measures are based on the county of residence, not where the vaccine was given.

Darker blue counties have higher percent of population fully vaccinated.



VaccineType	Doses	% of Doses
J&J	396,959	3.39%
Moderna	4,311,759	36.84%
Pfizer	6,995,615	59.77%
<b>Total</b>	<b>11,704,333</b>	<b>100.00%</b>

Vaccinated % by Sex

County	7 Day Positivity	Doses	Fully Vaccinated	Population Over 5	Fully Vaccinated %
	7.2%	201,974	79,879		Infinity
Leelanau	8.7%	32,042	16,141	20,859	77.4%
Oakland	9.9%	1,726,241	853,118	1,190,128	71.7%
Washtenaw	8.7%	506,978	250,499	349,900	71.6%
Grand Traverse	15.5%	124,211	62,621	88,301	70.9%
Emmet	3.9%	43,605	22,211	31,890	69.6%
Kent	8.8%	841,284	420,550	613,464	68.6%
Wayne	9.3%	1,402,453	691,943	1,010,398	68.5%
Kalamazoo	9.9%	338,095	167,307	249,419	67.1%
Benzie	9.1%	22,202	11,303	16,966	66.6%
Mackinac	0.0%	13,424	6,876	10,360	66.4%
Lake	3.7%	12,779	7,449	11,297	65.9%
Marquette	4.4%	81,496	41,351	63,610	65.0%
Charlevoix	0.0%	31,671	16,242	25,003	65.0%
Mason	6.1%	35,281	17,843	27,595	64.7%
Clinton	16.0%	97,264	48,532	75,233	64.5%
Alger	0.0%	11,037	5,630	8,764	64.2%
Midland	9.5%	100,991	50,373	78,626	64.1%
Ottawa	10.7%	344,906	173,767	274,181	63.4%
Manistee	12.5%	29,074	14,891	23,506	63.3%
Presque Isle	8.3%	14,569	7,627	12,091	63.1%
Eaton	15.3%	131,018	65,518	104,446	62.7%
<b>Total</b>	<b>8.8%</b>	<b>11,704,333</b>	<b>5,817,638</b>	<b>9,420,409</b>	<b>61.8%</b>

Vaccinated % by Age Group





# Incoming Caseload

Incoming caseload trends by county over time



Year: 
 Court Type: 
 Region: 
 Court: 
 County: 
 Comparison Group: 
 Case Group: 
 Case Type: 
 Incoming:

### Top 5 Counties

**Wayne**

17,848,663

**Oakland**

7,271,520

**Macomb**

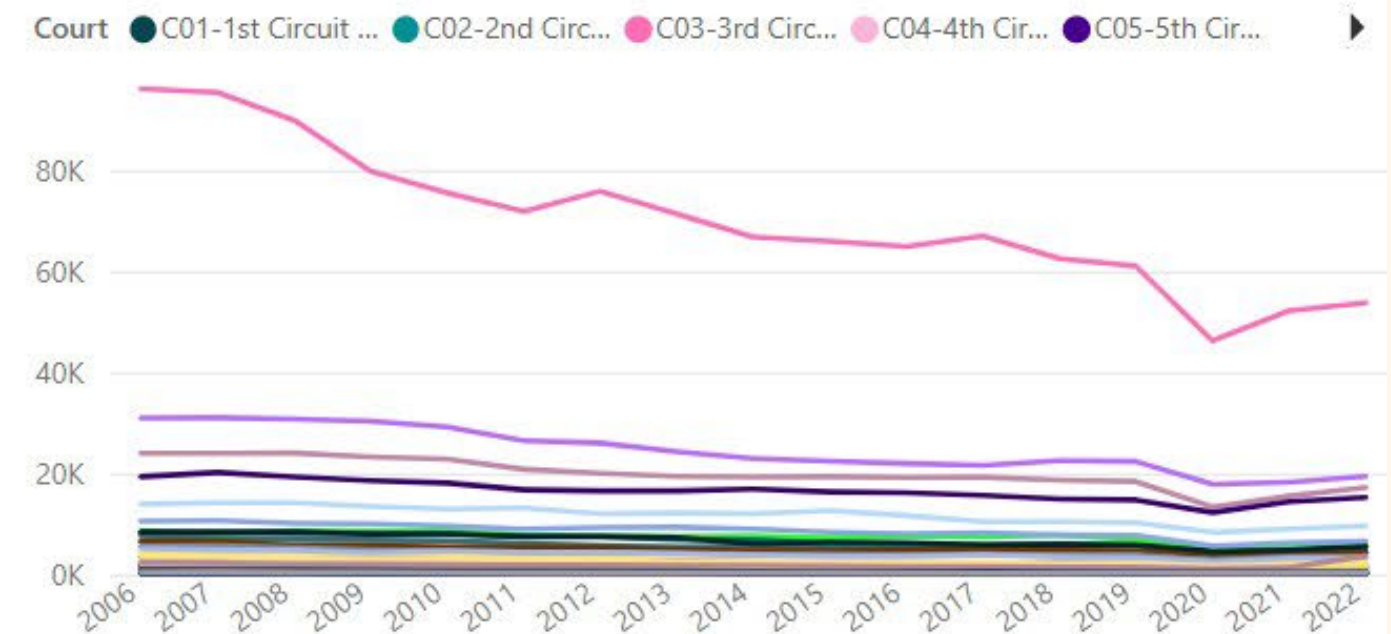
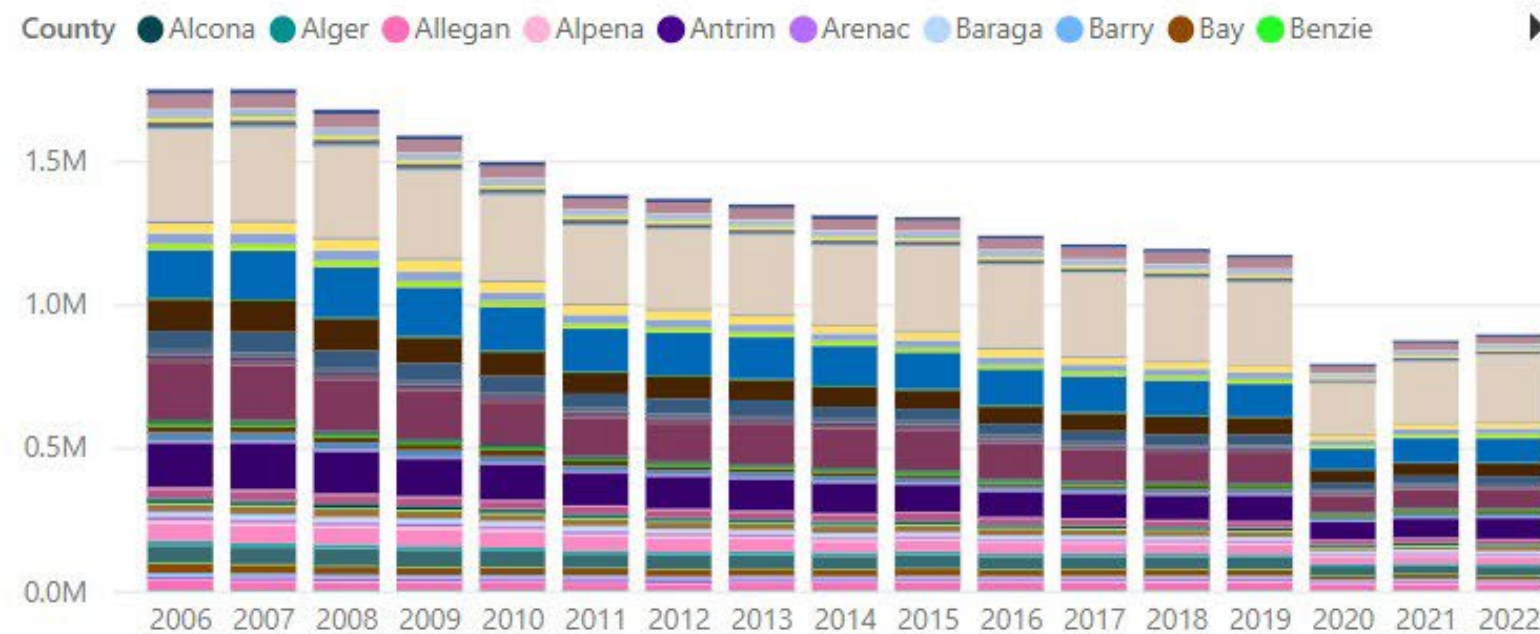
4,728,255

**Kent**

2,270,467

**Ingham**


2,164,278



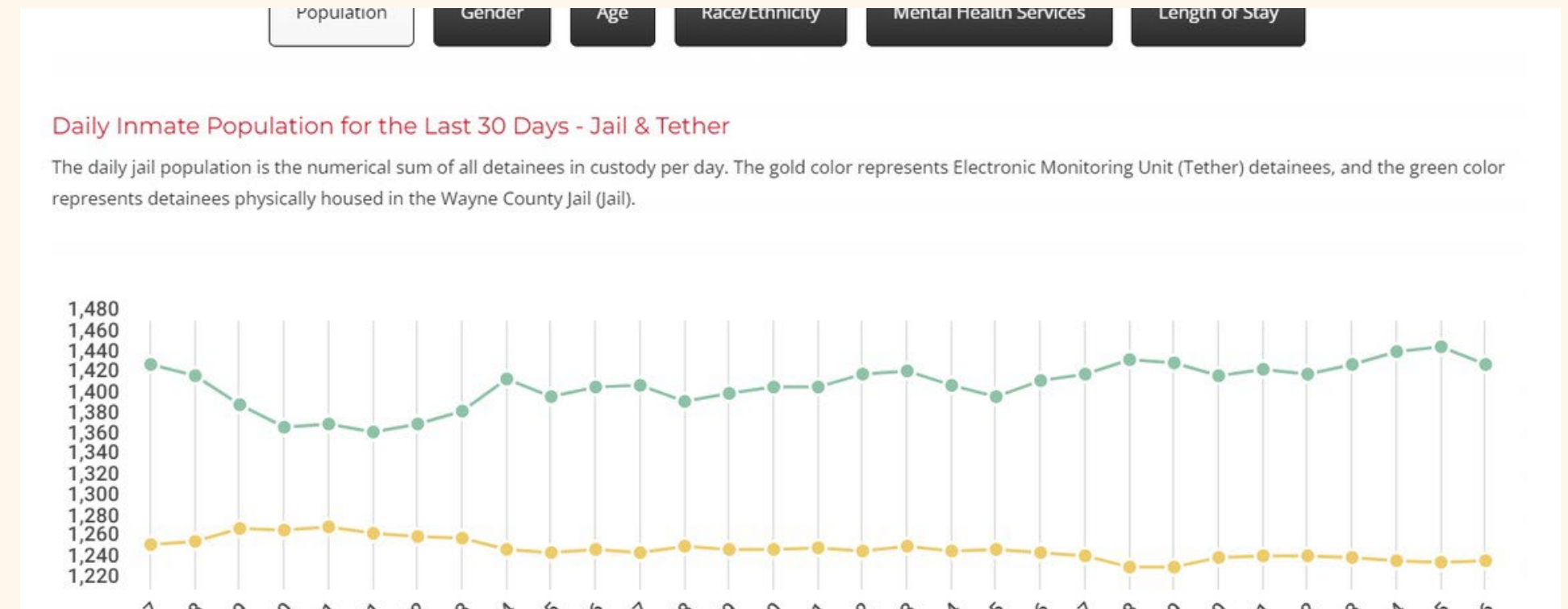


County	2006	2007	2008	2009	2010	2011	2012	2013	2014	2015	2016	2017	2018	2019	2020	2021
Alcona	2,258	2,743	2,247	2,421	2,417	1,849	1,914	1,965	1,709	1,858	2,180	1,989	1,539	1,494	1,362	1,223
Alger	1,752	1,828	2,002	1,781	1,781	1,917	1,464	1,254	1,343	1,667	1,658	1,693	1,938	2,435	1,456	1,526
Allegan	29,982	26,676	24,256	23,401	22,629	21,605	20,236	22,244	23,082	24,578	23,226	23,781	24,820	24,766	18,737	20,245
Alpena	6,381	6,083	6,114	6,302	5,999	5,725	5,526	6,858	6,019	5,896	6,775	7,243	7,259	6,352	4,474	4,994

# Sometimes data comes later

**People who have been in Wayne County jail for more than 18 months**  
*Data as of last month. Click on a highlighted circle to hear their story*



Source: A Michigan Radio analysis of the Wayne County Sheriff Inmate Inquiry as of the week of Jan. 24. Data goes back to 2018.



### Five takeaways from Wayne County Jail's new data drop

Michigan Radio | By Nisa Khan  
Published November 25, 2022 at 6:00 AM EST



The donut chart shows the following data:

- Mental health: 26.1%
- General: 73.9%

# My own personal request: **RENT DATA**

From KUT

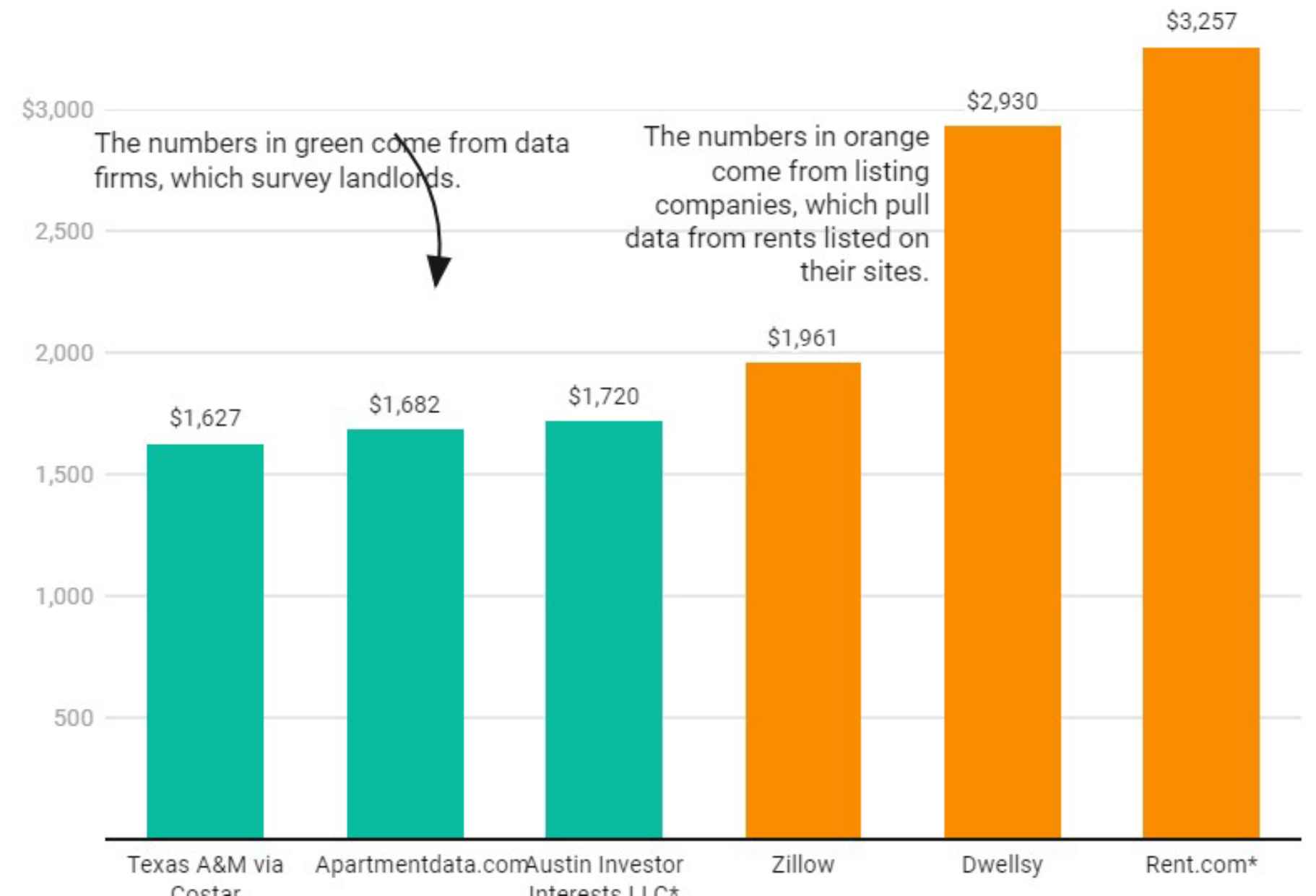
**\$1,700, \$2,900, \$3,200 a month?**  
**What's the real cost of rent in Austin?**

## Related reading:

Urban Institute: Rents Are Too High.  
Here Are Three Ways to Get the Data  
We Need to Fix That.

## What did Austin area residents pay in rent this summer?

These numbers represent average or median monthly rents at some point this past summer in the Austin metro, from Round Rock to San Marcos.



# Thank you for listening!

## Any questions?



Source: Bubblesort Zine